


FUTURES TRADING SECRETS

How To Turn Your PC Into a Cash Machine!

**Written By
Bill McCready**



**Carlsbad, CA 92011
(760) 934-5435
(888) 404-1212**

bill@futurestradingsecrets.com

www.FuturesTradingSecrets.com

www.FuturesTradingSuccess.com

Futures Trading Secrets - All rights Reserved 2002-2005

Bill,

I do not normally do this and never have before, but I would like to say the information you have made available I have found far more valuable than the previous **\$40,000 dollars** I have spent on courses, seminars, black boxes, subscriptions and the like.

We cannot create experience and knowledge that is time gained, (without spending the time and money re-inventing the wheel or ploughing old ground) and I guess all would be traders go through this seek and find learning curve if we are serious about seeking and finding something that works for us. I wish I had had the opportunity to become acquainted with your work three years ago, as it sure would have saved me a lot of expenditure and made me some money along the way.

Truly refreshing to see the end result of someone else's hard work for such a nominal fee, upon which I can put no value. Not a black box, not a solution, just a high probability trading entry system, (and exit system, which is just as important, if not more so). I thank you also for your personal communications and responses to my queries.

Regards, Les Whitford, Trader
Surfers Paradise, Australia

Free Re-Sell and Redistribution Rights to this eBook

Congratulations

You now own the reprint rights and redistribution rights to this eBook. It is yours FREE!
This is a \$197 value!

By owning the reprint rights you can reprint, resell or redistribute this eBook for any price you would like and you can keep all of the profits! Or you can use the eBook as a free bonus or premium and give it away, use it as an affiliate program premium or even give it away for mailing list signups.

The only rules are that you cannot modify or change this book in any way.

This eBook contains the basic principle for the simplest and (IMHO) the best and only trading system you will ever need.

Enjoy and Good Trading

Bill McCready

If you would like become an affiliate of the Futures Trading Secrets program [click here](#)

The Truth About Day Trading System

This eBook will show you why you should learn to day trade the eMini S&P index, how to pick or develop a system and the truth rather than the hype about trading. But first, the legal disclaimers and legal stuff that you should take very seriously..

Required Government Disclaimer

**DAY TRADING involves high risks and
YOU CAN LOSE a lot of money.**

COMMISSION RULE 4.41(C)(1) APPLIES TO "ANY PUBLICATION, DISTRIBUTION OR BROADCAST OF ANY REPORT, LETTER, CIRCULAR, MEMORANDUM, PUBLICATION, WRITING, ADVERTISEMENT OR OTHER LITERATURE...."COMMISSION RULE 4.41(B) PROHIBITS ANY PERSON FROM PRESENTING THE PERFORMANCE OF ANY SIMULATED OR HYPOTHETICAL FUTURES ACCOUNT OR FUTURES INTEREST OF A CTA, UNLESS THE PRESENTATION IS ACCOMPANIED BY A DISCLOSURE STATEMENT. THE STATEMENT DESCRIBES THE LIMITATIONS OF SIMULATED OR HYPOTHETICAL FUTURES TRADING AS A GUIDE TO THE PERFORMANCE THAT A CTA IS LIKELY TO ACHIEVE IN ACTUAL TRADING. COMMISSION RULE 4.41(B)(1)(I) HYPOTHETICAL OR SIMULATED PERFORMANCE RESULTS HAVE CERTAIN INHERENT LIMITATIONS. UNLIKE AN ACTUAL PERFORMANCE RECORD, SIMULATED RESULTS DO NOT REPRESENT ACTUAL TRADING. ALSO, SINCE THE TRADES HAVE NOT ACTUALLY BEEN EXECUTED, THE RESULTS MAY HAVE UNDER-OR-OVER COMPENSATED FOR THE IMPACT, IF ANY, OF CERTAIN MARKET FACTORS, SUCH AS LACK OF LIQUIDITY. SIMULATED TRADING PROGRAMS IN GENERAL ARE ALSO SUBJECT TO THE FACT THAT THEY ARE DESIGNED WITH THE BENEFIT OF HINDSIGHT. NO REPRESENTATION IS BEING MADE THAT ANY ACCOUNT WILL OR IS LIKELY TO ACHIEVE PROFITS OR LOSSES SIMILAR TO THOSE SHOWN.

BY VIEWING THIS SITE, YOU AGREE TO ALL THE TERMS AND CONDITIONS IN THIS [COMPLETE DISCLOSURE](#).

The Big Question

**With over 13,100 Sites Selling Stock And Commodity
Training Programs...**

***Why Are 90% of Traders
Still Losing Their Money?***

How come the people running the trading courses are getting richer every day, while their students are left floundering until they find yet another 'magic solution' to try? AND most of them DO NOT TRADE!

**Read on ... and learn the secrets that the *real*
money-makers don't want you to know:**

The Truth About Becoming a Millionaire Quickly?

Do you want to be a millionaire but don't know how to get there? One thing all successful and profitable entrepreneurs, real estate investors and traders use is Leverage! **Maximum Leverage is the key to all great fortunes.** With leverage, you can move toward your goals many times faster than without leverage.

Futures' trading allows you take advantage of **positive leverage**, but it's important to protect yourself against **negative leverage** at the same time.

How many of these leverage principles are you using?

- Other people's money
- Other people's experience
- Other people's ideas
- Other people's time
- Other people's work

There are five methods to gain leverage

1. Find a **Mentor** who can provide Perspective, Patience and Proficiency
2. Maximize the use of **tools and new skills** provided by experts
3. Systematize your approach to everything by using **checklists**
4. Develop a **Mastermind Team** of like minded people who can contribute new ideas and optimize your approach.
5. Build a **Support Network** that will help maintain your positive attitude and support your goals.

If you are not using the five leverage principals listed above, the first thing to do is take a full personal inventory. After you have set your goals in the area that you intend to pursue, begin by **eliminating everything that does not materially or psychologically contribute to the achievement of that goal.** This will give you

additional time and "clean out your closet" so you have eliminated most major distractions.

Next, add all five methods for gaining leverage. Finding a mentor will be the most challenging, and the most rewarding. You may find one by attending seminars or taking courses from experts in your field. Remember that this has to be a two way street so that the mentor receives equal value in return for helping you. Your Mastermind group may provide the support that you require. Finally, setting up a systematic approach to increasing your knowledge base, daily schedule and practice sessions will reap benefits far beyond the time you invest. Most importantly, you must start immediately. **DO IT NOW! DO IT REGULARLY! AND DO IT WITH INTENSITY!**

How to Use Maximum Leverage

Futures in general and the eMini in particular, give you financial leverage unparalleled in any other financial vehicle, 100 to 1 in the case of the eMini. **\$500 controls over \$50,000 in stock!**

The Truth about the Perfect Business

Trading is really the perfect business if you really understand it. It is also the least risky thing I have ever done because of many of the following reasons:

- Low Startup Costs — only your computer
- Low Overhead — work from home
- No permits or licenses — no regulators
- No set hours — trade when you want
- No self employment tax — capital gains tax only
- No employees — no payroll, no forms, no hassle
- No selling — no products or services
- No inventory — no stock, inventory, no theft
- No advertising — who needs it?

- No steep learning curves — save time with the FTS course
- No worries about market direction — profit short or long anytime
- No individual stock shocks — general market sentiment
- No interest charges — you put up margin first
- Low transaction fees — \$5-\$10 per contract
- No real estate - no tenants, termites, trash
- No restrictions on markets to trade
- No restrictions on time frames to trade
- No chat rooms or pricey newsletters required
- Inflation and recession proof. You can make money in any market.
- **Total freedom to make all your own decisions**

The Truth About Trading Risk

Everyone who trades is always looking for the perfect signal. This is often referred to as the “Search for the Holy Grail”. It might as well be the Hunt for Red October. There simply is no perfect signal. You need to be able function in an environment of unknowns and probabilities. Your edge has to be patience and discipline.

Even if there was a perfect signal, 90% of all the traders would still lose at trading, because most people cannot control their emotions. And in reality if there were a perfect system, it could be programmed and sell for millions of dollars!

Another approach is programmed mechanical systems that purport to take out the emotional aspect of trading. These mechanical systems do not work either. We purchased many of them and found that we wasted out money.

Mechanical systems are really discretionary systems that have been hard-wired, over optimized and suited for only one kind of trading. Unfortunately,

the markets change personality at the least opportune times and the systems have huge draw downs.

Two missing elements of all trading approaches and at least 90% of all trading success are Money Management and Mental Control. Many studies have shown that 90% of profits come from Money Management alone. That doesn't mean you can just play darts with your trading account, but it does show how important this issue is.

Here are some of the hard earned tips we have for you on controlling risk in trading:

- Calculate Risk: and risk a maximum of only 2-5% of equity per trade
- Preserve your capital at all costs
- Stops are "NOT" money management
- Position sizing is the key to wealth
- Your biggest draw down has not yet occurred!
- **Never, Never** add to a losing trade!
- If you make a mistake, exit immediately
- Increase trade size on winners
- Decrease trade size on losers
- Leverage works both ways, and while rewards are great, the risk is extremely high
- With indexes and FOREX your leverage is as high as 200%
- Disaster Stops must always be set in case of exceptional world events

The Truth About Market Moves

We often ask traders what moves the market. Is it people in the market already or people outside the market? The answer is counter intuitive. There

are at least 10 times as many traders and a hundred times the capital sitting on the sidelines.

It is this force and energy that causes markets to move. If the market is in equilibrium and at a fair price, then price is stable. Often people feel it is the news that moves the market, but that too is deceiving. The news is important, but we have all seen the market move counter to what conventional wisdom thinks.

What really happens is that the thousands of traders working in a specific market all try to guess what other traders will do as a reaction to the news. Those caught on the wrong side of the market must liquidate and reverse or take huge losses. This is why there are such radical short term moves in various indexes and the FOREX.

The market is always searching for equilibrium. There is a certain “Logic of the Markets” that you can use to gain a significant advantage over other less informed traders. Here is a synopsis of the principles.

- The Market is constantly testing recent highs and lows
- A **Failure** to take out the most recent High means that the next logical place for it to test is the most recent Low. A failure is when the market fails to exceed the high or low by less than one or two ticks.
- If a recent High is exceeded in a **Breakout** the next logical place to test is the last High before the test.
- Continued tests and failures lead to **Decreasing Trading Ranges** and a Triangle formation. The market is waiting for news and you should not trade when the range decreases too much.
- There is also **Daily Logic**: If market is going to make a new High, it will make a Low first and vice versa.

- Granted these are all tendencies only, but pay attention! You can make a lot of money just using simple logic.

Finally, you need to understand that **All Trading is Probability Based**. The Future is unknown and cannot be predicted. You can put the odds in your favor, however by looking at short term trends and momentum. You make your money on money management, which we will cover next.

The Truth about Profits and Money Management

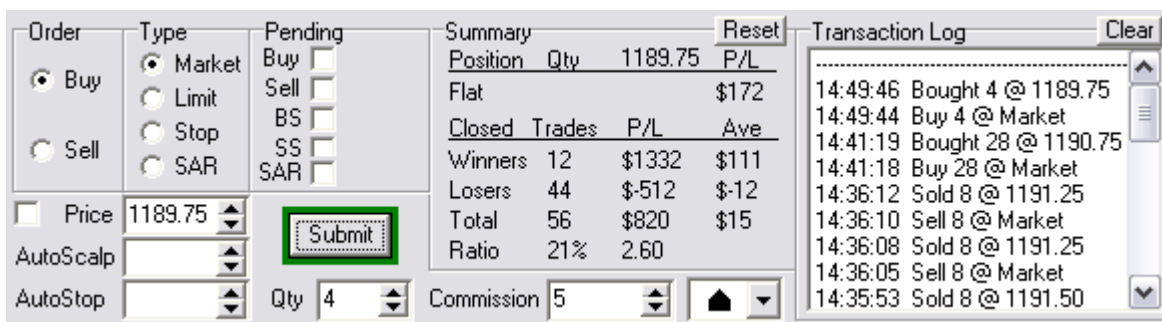
Money Management is always the key to profitable trading. Stops while they protect you from major losses, are **NOT** money management. You need to have sufficient data to put together a business plan that outlines the type of market you will trade, the maximum risk you are willing to take, the proper capitalization of your account, and the expected win loss ratios of your trading method.

You will need to practice extensively before risking your hard earned cash in the markets. We highly recommend simulated trading with a broker or through your charting program. Ensign Software has an excellent Demo Feature and SimBroker that allows you to download data from a previous day or week and then replay it at 2 to 10 times faster speed.

The SimBroker dings you for commissions and slippage just like the real market and doesn't allow you to cheat. It is the closest thing to real trading we have found. This is a big advantage that allows you to test your skill in real time. You can also use the SimBroker against the real market in real time to get a feel for how you do under pressure. Practicing until you achieve the following types of results is important for setting up your trading plan.



Here are two SimBroker example of how money management can save you capital even when you have a losing day.



The reason most traders fail is that they do not believe in their system and try to over ride it or go against it. Practicing with a SimBroker will give you confidence enough to trade probabilities and to accept losses as normal. You can now implement the Expectancy Formula and set up your trading plan.

Expectancy = (Probability of Win * Ave Win) – (Probability of Loss * Ave Loss)
(P w * Av w) – (Pl * Ave L) = Expectancy Ratio

Profit Potential = Expectancy Ratio * # Trades * # Contracts * Value = \$\$\$\$

An Example of a winning system with an 80% winning percentage:

(80% * 5.4) – (20% * 1) = 4.12 * 10 = 41.2 * 2 * \$50 = \$4,120 possible profit

Example of losing system with higher reward scenario:

$$(40\% * 10) - (60\% * 1) = (3.4 * 10) = 34 * 2 * \$50 = \$3,400 \text{ possible profit}$$

A more realistic system for the average trader:

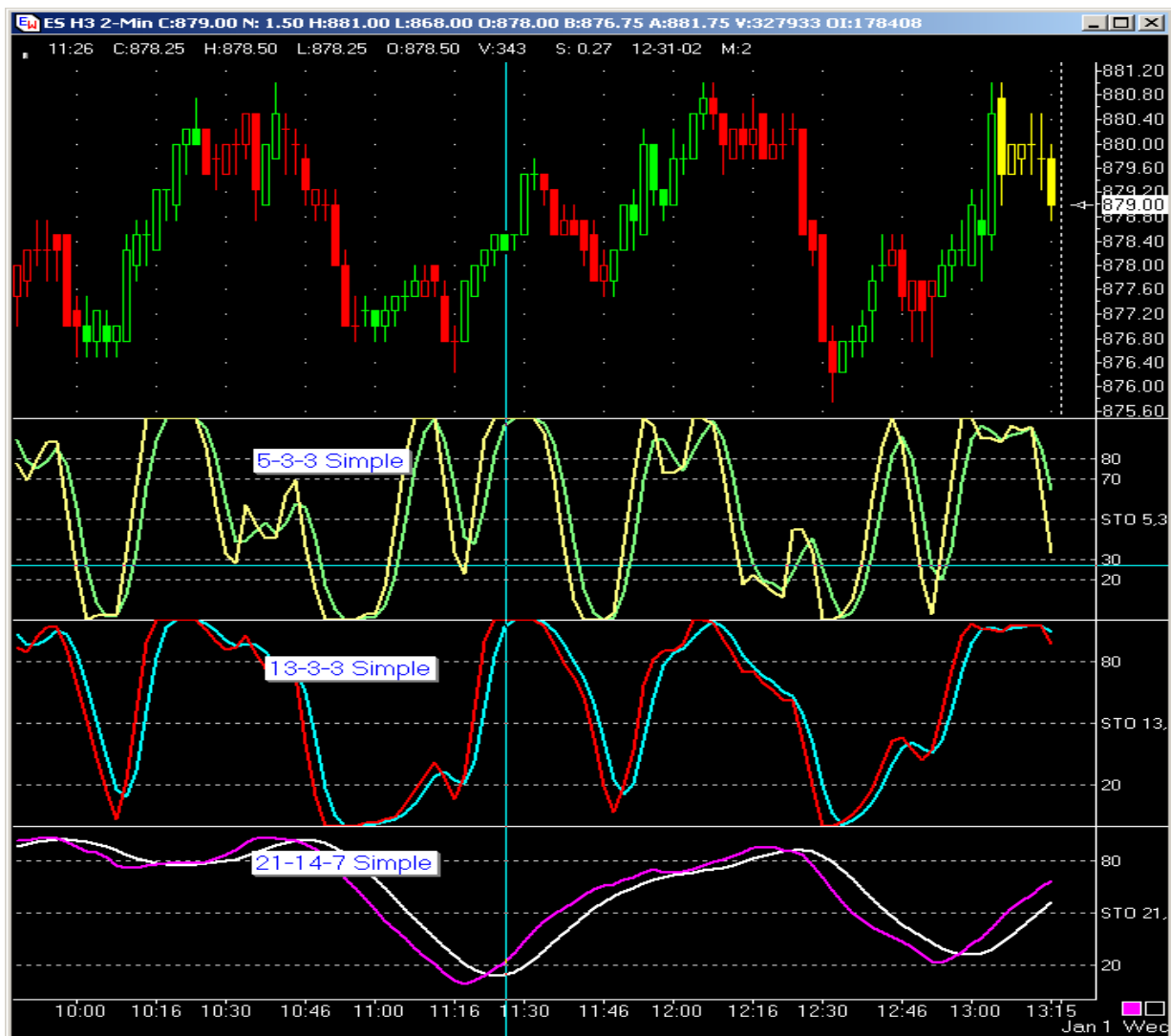
$$(60\% * 2.5) - (40\% * 1.0) = (1.5 * 10) = 15 * 2 * \$50 = \$1,500 \text{ possible profits.}$$

You now have your Expectancy Formula or your expected results for your trading method. Using this formula you can now set your **Stops and Exits for your Money Management and Trading Plan**. Remember to always use Stops and never move them, to use a disaster stop for big news events, and to set your exits at logical targets. Use longer time frames for logical targets that include Support and Resistance and Pivot Points.

The Truth About Indicators

The “Holy Grail” folks are always looking for the Perfect Indicator, but often they have little understanding of what indicators do, how to pick them or even how to calculate them. We learned by hand calculating MACD and Stochastic Indicators. A process we highly recommend to serious traders.

Here is just one example of why indicators can be misleading and why settings are important. In a classic Stochastic trading system signals are given by crosses of the 20% and 80% lines. Depending on the settings, you get many different signals.



Indicators serve only one function and that is to smooth the price. All indicators use a mathematical process to make price easier to understand and in some case create divergences that give you early indication of a market turn or flattening.

- 1) Always use a combination of Leading and Lagging Indicators in your approach.
- 2) Use a maximum of five indicators of different types, but with similar time frames. Choosing one indicator from each category below works best.
 - a) Trend Indicators: MACD, ADX, Moving Average Systems.
 - b) Volatility: These indicators measure the magnitude of day-to-day price fluctuations: Bollinger Bands, Envelopes, or Keltner Channels.

- c) Momentum: These indicators measure the speed of price movements
MACD, and MACD Histogram, Stochastic, Relative Strength, William's %R, CCI, and RSI.
 - d) Cycles: Many Securities and especially commodities, indexes and currencies have cyclical patterns. Fibonacci Retracements and Fibonacci time cycles and Pesavento Patterns.
 - e) Market Strength: Each Indicator incorporates either volume or open interest: Volume, On Basis Volume, Money Flow, Advance Decline, TRIN, TICK and TIKI: Leading Indicators. We only use TICK and TIKI on our quotes page to measure overall market strength but do not chart these.
- 3) Price Action and Price Patterns: Use candlesticks to measure inside and outside bars, gaps, turning points and reversals. Certain Pesavento Patterns also are good indicators of turning points.
- 4) Avoid multiple indicators using the same data. If all your indicators only use price and calculate a smoothing function, then the co-linearity will give false signals. Each indicator will give redundant signals and give you a **false sense of security**.
- 5) Since most indicators are simply variations of the same principle, find two or three indicators that you understand and use them in your trading system.

What Indicators Do

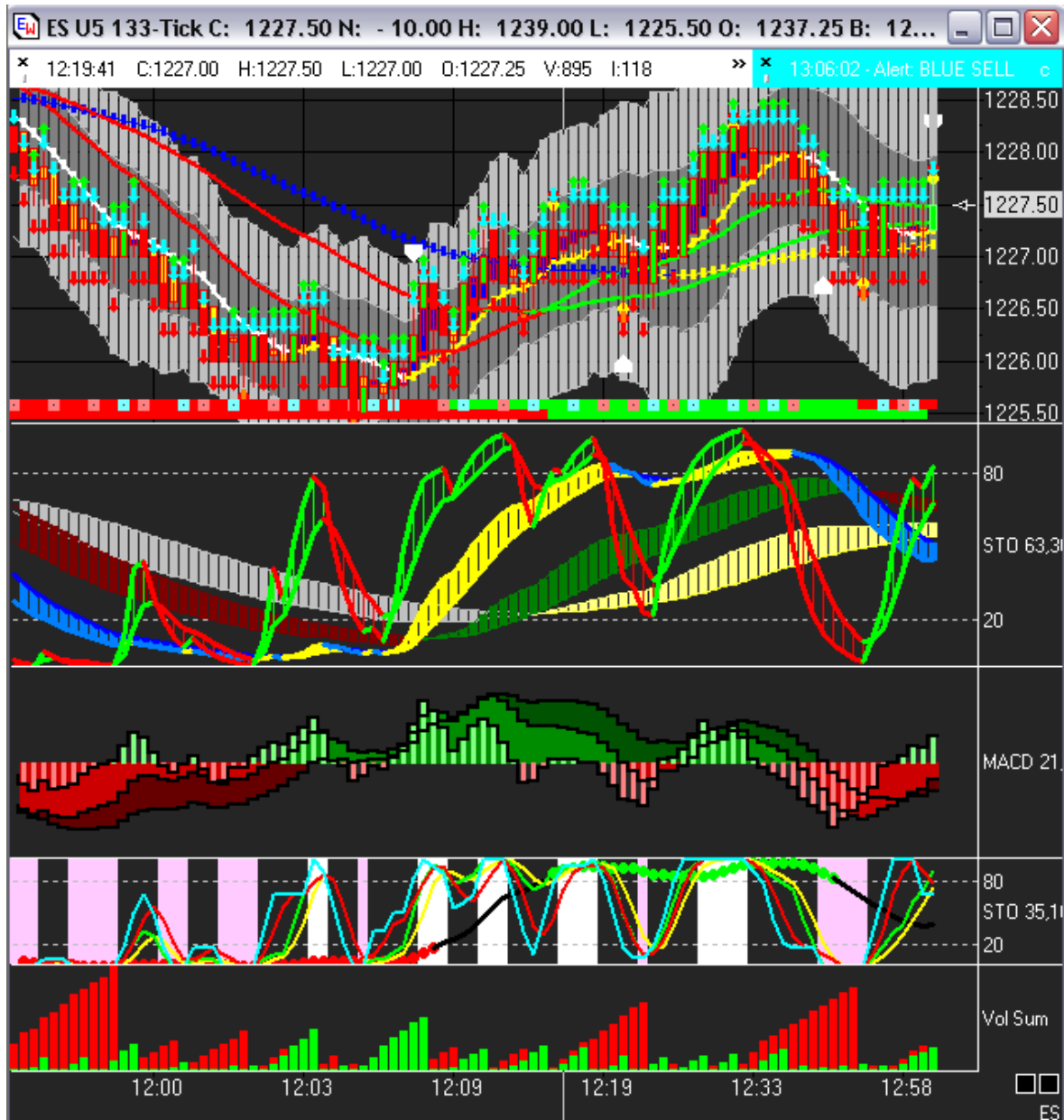
- Indicators simply smooth price fluctuations.
- Indicators can alert, confirm or predict price moves depending on settings.
- They may be lagging, leading or concurrent.
- The number of time periods used for an indicator matters.
- Multiple time frames provide better accuracy.
- Concurrent time frames and indicators are the secret to high probability signals

How to Pick Your Indicators

- Use a maximum of five indicators on any chart (for your mental health)

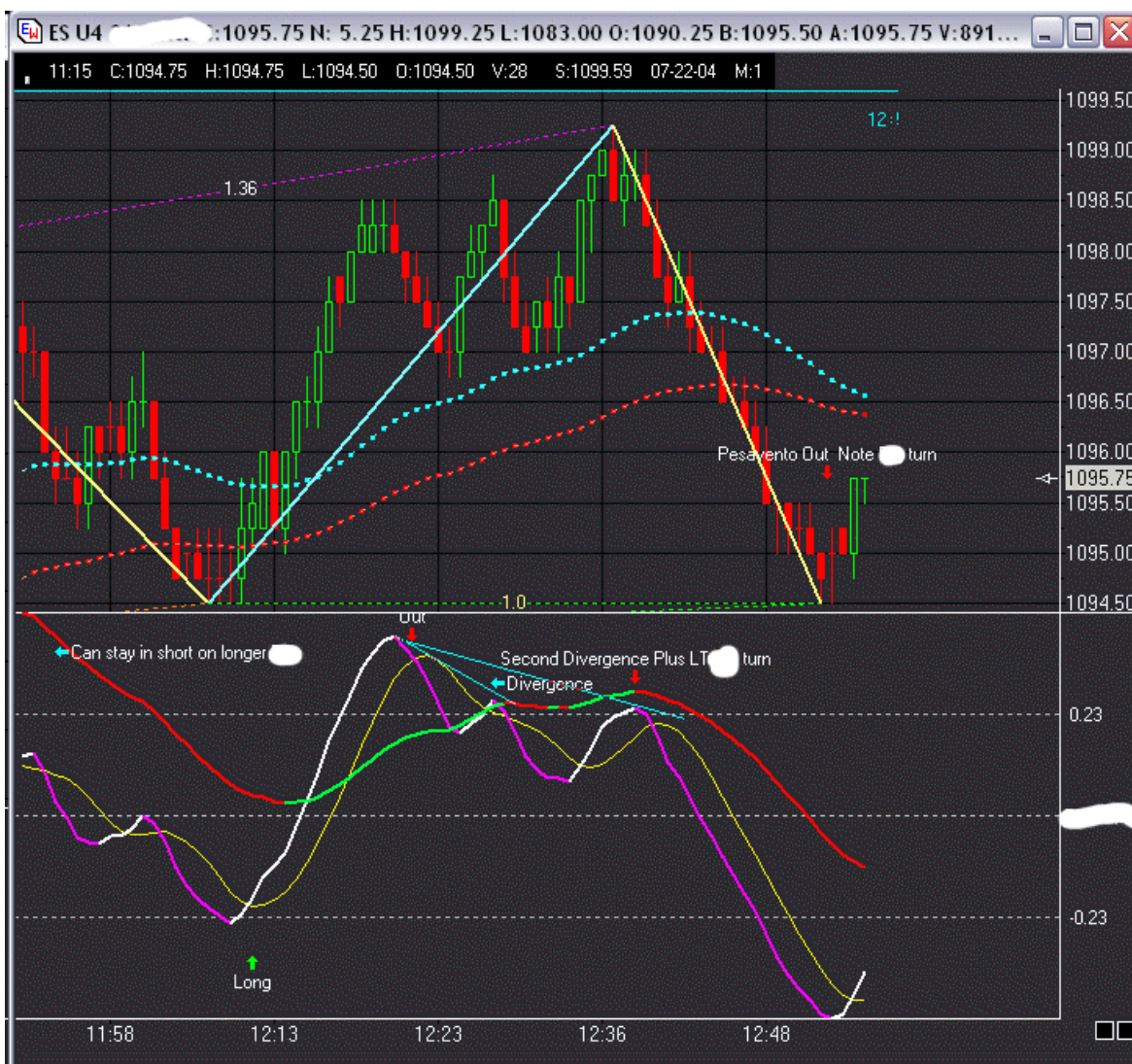
- Do not use Co-linear Indicators that measure the same thing
- Use both Leading and Lagging indicators
- Include Long term, Medium term and Short term
- The trade offs are Consistency vs. Sensitivity
- You are looking for Maximum profit versus Minimum Whipsaws

Too Many Indicators



Keep Your Charts Simple

We have devised one simple indicator and used it in multiple time frames. The unique characteristics of this indicator are that it is **NON-LAGGING**, is **PREDICTIVE** and shows **PERFECT DIVERGENCES**. [For more details check out these signals.](#)



The Truth about Support and Resistance

Support and **Resistance** are used to gauge the range of the day and to locate obvious potential turning points in the market. To locate these levels, review a medium term and daily chart and the longer term support and resistance areas will be obvious...

One thing to keep in mind is the macro logic of the market. It is always seeking equilibrium and will always oscillate between previous highs and lows. If it fails to take out one of these levels, the most logical place for it to go is to test the most recent opposite support or resistance.

Recognizing and using previous *support* and *resistance* areas is an important key to **identifying highly profitable short term trades** levels for both targets and stops. Here are a few principles we use in our trading.



Previous Day's Close

- *Pivot Point* is $(High + Low + Close)/3$. We use this setting rather than the close, on each bar as well, because it represents the most representative price.
- *Trend Reaction Numbers* are: Low = 2x Hi and High = 2x Lo.
- *Always mark the Globex High and Low* on your chart for reference in early trading. You will often see tests of these numbers in the first hour of trading.

Weekly Support and Resistance

- These provide reliable *Price Envelopes* for Buying and Selling.
- From the *Daily Pivot* look to sell at Previous Hi, Globex Hi, Rally High.
- From *Daily Pivot* look to buy at Previous Low, Globex Low, Decline Low.
- *Daily and Weekly Retracements*, look for standard Fibonacci Retracements and confluence of daily and weekly retracement on the current chart.

Support and **Resistance** levels are used primarily as price targets or points where we tend to stay out of trades if we are not in the market. Many traders play these levels, and the price direction out of these levels is often not very predictable and thus low on our probability list.

If we have been in a successful trade and have a profit, we will exit as we approach a significant **Support** or **Resistance** level and wait until the market has decided which way to move.

The Truth About Evaluating a Trading System

Here are the guidelines for evaluating a trading system. How many of these principles do you follow with your current approach?

- To validate a system you need at least 50 trades in the test. You also need at least 50 ticks (overall market trades) in a bar to have a valid charting approach.
- Determine the average profit per trade, the average loss, and the percentage of wins and losses.
- The largest winning trade should not exceed 50% of the gross profit or 25% of the net profit. Otherwise the random lucky trade factor will skew your system results.
- What is the Expectancy Ratio of your approach? If it does not exceed 2 to 1 with a 50% probability factor, you will lose money due to variable and fixed costs.
- If the winning percentage is less than 50% but makes money, can you psychologically trade it and take all the losses necessary to follow the system?
- As Van K. Tharp, Mark Douglas, Bill Williams, Bent Steenbarger and the Market Wizards all say, **you trade your beliefs about the market**. What does your system expose about your trading mentality? Does your system lead to second guessing or confidence?
- Compare your system to other types of investments. Which system has the best Internal Rate of Return with the least risk? You will need at least four times the return of a low risk investment (T-Bills) to make your system worth trading. (This method is similar to the one we used to rate venture capital allocation when we considered multiple deals.)

How do you build a solid trading system? Just like you build anything else! *You start with a goal that leads you to the end result you desire.* Then you develop a plan to achieve that goal that includes all the risks, rewards, terms and conditions necessary to achieve the goal.

The missing element is often the next step: **execute the plan**, closely **monitor the results**, and **make incremental modifications** or changes to the system. The final step is to monitor your emotions and see if you can actually trade these

signals, and play the probabilities for gains versus losses as you have laid out your system.

This will be the most difficult part of any trading system.

If you cannot trade it,

in the final analysis it will not achieve your goals.

The Truth about Fear and Greed

Fear is the "mind killer" as Yoda once said in Star Wars. Here are four things about fear:

- First, a definition. Fear is the unreasonable assumption that an outcome of any action will be negative.
- Second you can overcome fear, by becoming familiar and confident with just the understanding of what is causing you this fear. You have to analyze all the issues and see how you feel before, during and after an event.
- Third, fear can be overcome by understanding the basis of the fear, but better yet the lack of understanding is caused by your lack of confidence in your system. You get confused. That is easy to do because all trading programs, gurus, time frames, etc. will give you conflicting signals. Until your conscious mind and your subconscious mind agree on your approach, you will not trust the signals you see and either hesitate, jump too soon, or freeze totally. This is caused by the uncertainty you feel.
- Fourth. No one can predict the future, you can only intelligently guess with some level of probability that a certain outcome will occur. Since trading the eMini is really trading the psychology of thousands of traders from around the world, you need to understand that that psychology goes through fairly predictable patterns.

Patterns such as Fibonacci retracements occur very often. Even smarter people know that and fade those retracements, which is why the Pesavento Patterns we talk about work. Bill Williams Chaos Theory of trading is also an effort to explain the phenomena. We use all of them and after a great deal of observation, trading and reevaluating certain patterns, we have discovered two very high probability trades. We have developed the patience and discipline to trade them.

We compare trading signals from four different trading system approaches to show you how similar they are to one another. We prove that the key to any trading success is based more on mental control and money management than trading signals.

Our guarantee is that we will work with you until you 'see the light'. As one of my local students, a retired ER Doc, said, "I finally understand!". We cannot guarantee that you will execute any signals properly however, but we can give you the mental tools to help you. We also highly suggest you get and use Ensign, even on a test basis and practice at least a month using their SimBroker (which works 7/24/365 on either a DEMO file that utilizes the S&P or actual previous day's ticks).

Finally when you begin to get results like this on the real charts but are still not using your own money, then it is time to go for it with real money on a very small account. As you get more confidence, you can grow both your trade size and your accounts.

In our trading now, we can literally walk by the computer, see whether to be long, short or out. Take a trade, if appropriate, and exit on the next signal with a 2.3 point average profit about 80% of the time. **See our trading [results](#) here.**

The Truth about Pulling the Trigger

Are you having trouble "Pulling the Trigger" on your trades/ if so, ask yourself: **How Do You Handle Fear and Greed?**

When you've conquered fear and greed, you can "pull the trigger" with confidence.

Four things about fear

- 1) First, a definition. Fear is the unreasonable assumption that an outcome of any action will be negative. And, greed is just the flip side of the same coin. It is fear of success, not failure!
- 2) You can overcome fear and greed by becoming familiar and confident with just the understanding of what is causing you this fear. Analyze all the issues and see how you feel before, during and after an event.
- 3) Fear can be overcome by understanding the basis of the fear, but better yet the lack of understanding is caused by your *lack of confidence in your system*. You get confused. That is easy to do because all trading programs, gurus, time frames, etc. will give you conflicting signals. *Until your conscious mind and your subconscious mind agree on your approach*, you will not trust the signals you see, and either hesitate, jump to soon, or freeze totally. This is caused by the uncertainty you feel.
- 4) No one can predict the future. You can only intelligently guess with some level of probability that a certain outcome will occur. Since *trading the eMini is really trading the psychology of thousands of traders from around the world*, it's important to understand that that psychology goes through fairly predictable patterns.

Patterns such as Fibonacci retracements occur very often because of fear and greed. Smart people know that and fade those retracements, which is why the Pesavento Patterns we talk about work. After trading and reevaluating certain patterns, we have discovered two very high probability trades and we have developed the patience and discipline to trade them.

We compare trading signals from four different trading system approaches to show you how similar they are to one another. **We prove that the key to any trading**

success is based more on mental control and money management than trading signals.

In your trading now, you should literally be able to walk by the computer, see whether to be long, short or out. Take a trade, if appropriate, and exit on the next signal with a 2.5 point average profit about 80% of the time.

We also highly suggest you get and use Ensign, even on a test basis and practice for at least a month using their SimBroker. It works 7/24/365 on either a DEMO file that utilizes the S&P or actual previous day's ticks.

Finally, when you begin to **get results on the real time charts** but are still not using your own money, it is time to go for it with real money on a small account. As you get more confidence, you can grow both your trade size and your accounts.

When you order our complete dual time frame trading system with all our trading signals, you'll have **free telephone and email support** whenever you have any questions whatsoever regarding anything in the course.

Can we guarantee that you will be a successful trader? No, because we cannot control how you use the information provided. Can we guarantee that you will have **the tools necessary to succeed? Yes!** We look forward to working with you to improve your trading.

What is in the Futures Trading Secrets Course

- 12+ hours of market time video training on CD ROM
- 152 page manual with 59+ charts
- 4 Excel spreadsheets for monitoring your trading business
- Pre and post trading checklists
- Complete Trading as a Business system
- Free telephone support and follow up trading chart analysis by email
- www.futurestradingsecrets.com

Don't Waste 6 Years Learning to Trade!

Who is Bill McCready and why should you take this eBook seriously?

I thought trading would be easy! I am a smart guy, but did not become a successful trader until I understood all of the principles covered in this system.

My name is Bill McCready and I was the typical loser in the stocks and commodities trading game. Until I started to trade, my life was one success after another.

I am now 61 and started trading about eight years ago with only limited success. Before understanding the principles in this eBook I had a few wins and lots of losses.

I have degrees in mathematics, engineering-physics and nuclear engineering and none of that really prepared me for trading. **In fact it was my biggest problem!**

I've worked in management positions as a nuclear submarine officer, astronomical engineer, venture capital consultant and Internet entrepreneur.

I have owned eleven businesses, including an engineering company, Novell networking company, AM-FM radio stations, an international product trading company, and a venture capital fund and consulting company.

Why a Futures [Trading Secrets Course](#)?

I spent upwards of \$50,000 to learn how to trade. Now I am ready to share what I have learned in my Futures Trading Secrets Course so you don't have to invest that much to learn a new way of trading.

I am the creator and originator of this system and program. I have learned from many people, but the information in this eBook is my creation and how I trade.

Even if you don't check out my course, the principles covered here can help you become a much better trader. But why reinvent the wheel when we have done all the hard work?

So after your read this eBook, check out [my website Futures Trading Secrets and track record](#). **It could be the smartest money move your ever make.**